


Town of  
**Smithers**



British Columbia, Canada



Investment - Ready  
**Community Profile**



# NORTHERN BC BUSINESS ADVANTAGE

Northern British Columbia is a strategically located, resource-rich economy with many competitive advantages and incentives for business.



## British Columbia has one of the most attractive investment climates for business in North America.

Manufacturers, for example, enjoy benefits such as:

- **Strong economic fundamentals** and market opportunities associated with major, long-term projects
- **Low Tax Rates** (personal and corporate) that rank BC among the lowest in Canada – complemented by sales tax exemptions on machinery and tax credits for research and development expenditures
- **Competitive Operating Costs** including low cost electricity relative to elsewhere in Canada or the US
- **Competitive Wage Rates** reflecting a balanced and growing labour pool
- **Growing Labour Supply** with government initiatives that are driving labour mobility into BC and training our existing workforce assets
- **Welcoming Communities** that keenly encourage new manufacturing and service investments
- **Financial Incentives** for capital investments and job creation in northern BC (up to \$5,000 per new job). *Contact Northern Development Initiative Trust.*

# Welcome to the Town of Smithers



Smithers is a diverse, welcoming mountain community in a spectacular natural setting. Nestled between Hudson Bay Mountain and the Babine Range, our community lies within the traditional territory of the Wet'suwet'en, whose members have lived here for thousands of years.

From large employers in the resources sector to small-scale entrepreneurs and innovative social enterprises, we have created a strong, resilient community economy. Smithers is a regional government centre with access to key provincial ministries. Our airport is close to town, offers daily flights to Vancouver and has been zoned to accommodate industrial development. We are known nationally as a hub for the exploration industry, with a significant cluster of drilling, expediting and related support industries.

Smithers is growing, attracting young families and retirees who are drawn not only to economic opportunities, but also to the abundant amenities of the Bulkley Valley. These include high quality community facilities, great schools, world-class outdoor recreation opportunities, and a vibrant arts and culture scene. We're an active community that cares about the environment and is working to create a sustainable future for our kids and grandkids.

We like to think of Smithers as more than a place to work – it's a place to put down roots, a town with a quality of life that is simply exceptional.

Mayor Taylor Bachrach  
Town of Smithers  
1027 Aldous Street, Box 879  
Smithers, BC Canada, V0J 2N0  
Tel: 250-847-1600  
Fax: 250-847-1601



# CONTENTS

<b>1. Demographics .....</b>	<b>6</b>
Population	6
Household Income	6
Household Income-Distribution	6
Workforce Education Attainment	7
Language Knowledge	7
<b>2. Labour Force .....</b>	<b>8</b>
Employment by Industry	8
Top Employers	9
Average Income By Occupation – Nechako Region	9
Labour force	11
Employment Rate	11
Labour Participation Rate	11
Commuting	11
<b>3. Payroll Costs.....</b>	<b>12</b>
Workers Compensation – 2012	12
Employment Insurance – 2012	12
Social Insurance (Canada Pension Plan) – 2012	13
<b>4. Higher Education .....</b>	<b>14</b>
Four Year Institutions	14
Training Services	15
<b>5. Transportation .....</b>	<b>16</b>
Major Transportation Routes	16
Highways	18
Northern Corridor Specifications	19
Railroads	20
Commercial Airports	21
Ports	22
Warehouses	24
Port Shipping Distances	25
<b>6. Industrial &amp; Commercial Land Use.....</b>	<b>26</b>
Land Zoned and Designated in Official Community Plan	26
Local Permit Approvals	27
<b>7. Utilities .....</b>	<b>29</b>

Water System	29
Waste Water System	30
Landfill and Waste Management	30
Licensed Hazardous Materials Disposal	30
Electric Power	31
Natural Gas	33
Telecommunications	34
<b>8. Business Support Services</b> .....	<b>35</b>
<b>9. Government</b> .....	<b>36</b>
Municipal Government	36
Regional District	36
Provincial	37
Provincial Government Representation	37
Federal Government Representation	37
<b>10. Housing</b> .....	<b>38</b>
Housing Characteristics	38
Average Housing Values	38
<b>11. Taxation</b> .....	<b>39</b>
Corporate Income Tax	39
Personal Income Tax	39
Sales / Use Tax	39
Sales Tax Rate by Utility	40
Property Tax	41
<b>12. International Resources</b> .....	<b>42</b>
Investment and Business Support Offices	42
Financial Institutions	43
Employment Assistance	43
Air Transportation Service	44
<b>13. Quality of Life</b> .....	<b>45</b>
Climate	45
Culture	46
Health	48

# 1. DEMOGRAPHICS

## POPULATION

### SMITHERS

Population By Age Group	Population (2006)	% Distribution
Under-18	2,860	27.2%
18-34	2,010	19.1%
35-54	3,425	32.6%
55-74	1,775	16.9%
75-Older	445	4.2%
<b>Total:</b>	<b>10,515</b>	<b>100%</b>
<b>Median Age:</b>	<b>37.6</b>	

### NORTHERN BC

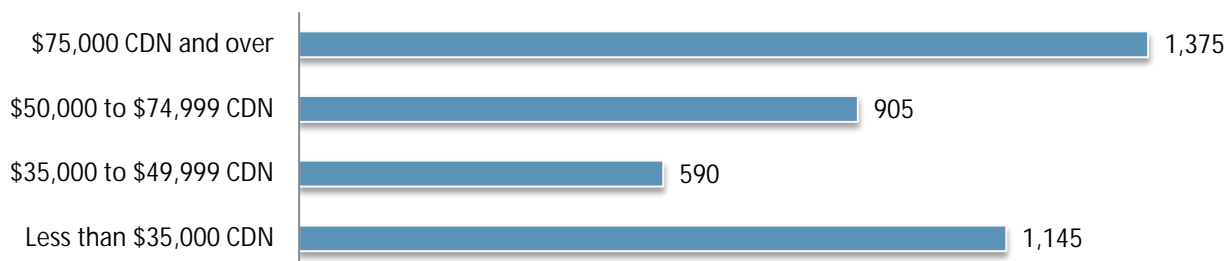
Population By Age Group	Population (2006)	% Distribution
0-4	19,300	6%
5-17	60,400	18.8%
18-24	30,900	9.6%
24-44	88,500	27.5%
45-64	90,700	28.2%
65+	32,200	10.0%
<b>Total</b>	<b>322,000</b>	<b>100%</b>

Data Source: BC Stats - Quarterly Regional Statistics "Cariboo, North Coast, North East, Nechako" - [http://www.bcstats.gov.bc.ca/pubs/pr\\_qrs.asp](http://www.bcstats.gov.bc.ca/pubs/pr_qrs.asp)

## HOUSEHOLD INCOME

Household Income	2006
Number of Households	1,385
Median Income - All Families	64,124
Median Income - Married Families	76,537
Median Income - Common Law Families	46,077
Median Income After Tax - All Families	55,967

## HOUSEHOLD INCOME-DISTRIBUTION



Data Source: Invest BC Community Profile - Smithers Area "Demographics" <http://investbc.gov.bc.ca/CommunityProfiles/Pages/CommunityInfo.aspx?page=demographic&pCommunityID=509>

## WORKFORCE EDUCATION ATTAINMENT

Level of Education	Number Attained	Distribution
High School Diploma Only	1,900	32%
College/University Certificate/Diploma	1,235	20%
Less than High School Diploma	1,075	18%
Apprenticeship/Trades Certificate/Diploma	875	15%
University Bachelors Degree	630	10%
University Graduate Degree/Certificate	275	5%
University Medical/Dentistry/Optometry Degree	35	1%

Data Source: Invest BC Community Profile - Smithers Area "Labour Quality"  
<http://investbc.gov.bc.ca/CommunityProfiles/Pages/CommunityInfo.aspx?page=laborquality&pCommunityID=509>

## LANGUAGE KNOWLEDGE

Languages Spoken	Citizens
English	8,155
French	490
Dutch	350
German	315
Spanish	125
Italian	70
Vietnamese	65
Chinese	60
Portuguese	55
Japanese	40



## 2. LABOUR FORCE

### EMPLOYMENT BY INDUSTRY

#### SMITHERS

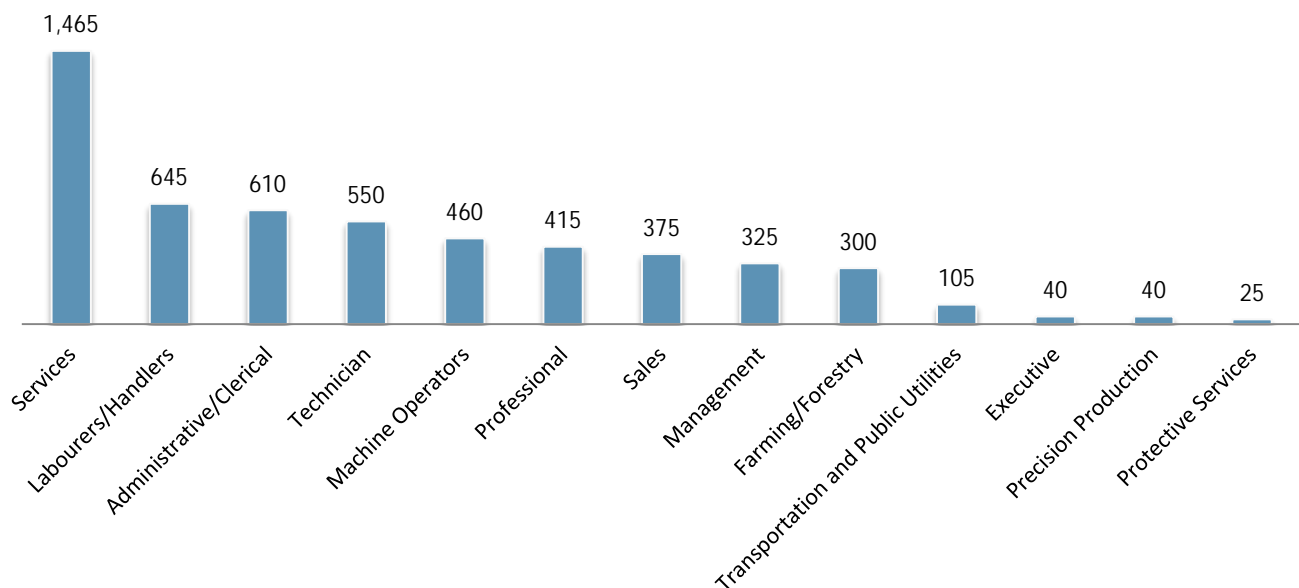
Sector (Industry)		%
Services	2,150	41.03
Retail Trade	620	11.83
Manufacturing	450	8.59
Transportation & Public Utilities	410	7.82
Government	375	7.16
Mining and Oil & Gas	325	6.20
Construction	270	5.15
Finance, Insurance, Real Estate	205	3.91
Forestry & Logging	175	3.34
Wholesale Trade	140	2.67
<b>Total</b>	<b>5,240</b>	

#### NORTHERN BC

Sector (Industry)		%
Forestry & Logging	16,230	9.28
Mining and Oil & Gas	6,580	3.76
Construction	12,385	7.08
Manufacturing	21,310	12.19
Transportation & Warehousing	12,305	7.04
Wholesale Trade	5,455	3.12
Retail Trade	18,475	10.57
Services	32,940	18.84
Finance, Insurance & Real Estate	6,040	3.45
Government	43,120	24.66
<b>Total</b>	<b>174,840</b>	

Data Source: Stats Canada 2006 Regional District Profile; Bulkley Nechako, Cariboo, Fraser Fort George, Central Coast, Skeena Queen Charlotte, Kitimat Stikine, Stikine, Northern Rockies, Peace River - <http://www12.statcan.ca/census-recensement/2006/dp-pd/prof/92-591/index.cfm?Lang=E>

### EMPLOYMENT BY OCCUPATION



Data Source: Invest BC Community Profile - Smithers Area "Labour Force"  
<http://investbc.gov.bc.ca/CommunityProfiles/Pages/CommunityInfo.aspx?page=laboforce&pCommunityID=509>



## TOP EMPLOYERS

Company	Product/Service	# of Employees	Ownership	Website
All West Glass	Glass	300	Private	<a href="http://www.all-westglass.com">www.all-westglass.com</a>
Province of BC	Government	278	Public	<a href="http://www.gov.bc.ca">www.gov.bc.ca</a>
School District No. 54	Education	270	Public	<a href="http://www.sd54.bc.ca">www.sd54.bc.ca</a>
West Fraser Sawmill	Dimension Lumber	240	Public	<a href="http://www.westfraser.com">www.westfraser.com</a>
Hy-Tech Drilling Ltd.	Drilling	171	Private	<a href="http://hy-techdrilling.com">http://hy-techdrilling.com</a>
BV Credit Union	Finance	81	Public	<a href="http://www.bvcu.com">www.bvcu.com</a>
Town of Smithers	Government	65	Public	<a href="http://www.smithers.ca">www.smithers.ca</a>
Hudson Bay Mountain Adventures	Recreation	60	Private	<a href="http://www.hudsonbaymountain.com">www.hudsonbaymountain.com</a>
Hudson Bay Lodge	Tourism and Food Services	60	Private	<a href="http://www.hudsonbaylodge.com">www.hudsonbaylodge.com</a>
Northern Engineering Wood Products	Value Added Lumber	50	Private	<a href="http://www.newpro.ca">www.newpro.ca</a>
Office of the Wet'suwet'en	First Nation Governance	37	Private	<a href="http://www.wetsuweten.com">www.wetsuweten.com</a>
High Road Services Society	Social Services	33	Public	<a href="http://www.highroadservices.org">www.highroadservices.org</a>
Northwest Community College	Education	32	Public	<a href="http://www.nwcc.bc.ca">www.nwcc.bc.ca</a>
Bandstra Transportation Systems	Freight Services	25	Private	<a href="http://www.bandstra.com">www.bandstra.com</a>
LB Paving	Road Paving/Repair	25	Private	
Smithers Lumber Ltd.	Lumber & Hardware Retail	18	Private	<a href="http://www.smitherslumber.com">www.smitherslumber.com</a>
Tricon Truss & Millwork Ltd.	Truss and Millwork	15	Private	<a href="http://tricontruss.ca">http://tricontruss.ca</a>

*\*Employees outside of Smithers included in total  
Data Source: Town of Smithers – [www.smithers.ca](http://www.smithers.ca)*

## AVERAGE INCOME BY OCCUPATION – NECHAKO REGION

Occupation	Average wage (\$/Hour)(\$CDN)	Effective Date
Administrative Clerks	20.46	2012
Bookkeepers	20.00	2012
Business Development Officers	28.01	2012
Carpenters	23.00	2012

Civil Engineers	36.06	2012
Computer Engineers	36.06	2012
Crane Operators	28.00	2012
Drafting Technicians	26.79	2012
Electrical Engineers	32.00	2012
Forestry Technicians	27.00	2012
Geological Engineers	26.73	2012
Heavy Duty Equipment	30.00	2012
Heavy Equipment Operators	26.75	2012
Industrial & Manufacturing Engineers	28.08	2012
Industrial Electricians	32.00	2012
Labourers in Wood, Pulp and Paper Processing	20.00	2012
Labourers, Processing Manufacturing and Utilities	18.00	2012
Logging Machinery Operators	26.00	2012
Machinists	25.95	2012
Mechanical Engineers	35.00	2012
Mine Labourers	21.42	2012
Mining Engineers	34.23	2012
Petroleum Engineers	37.40	2012
Primary Production Managers	34.14	2012
Purchasing Managers	31.87	2012
Sales Representatives	25.00	2012
Senior Managers	32.08	2012
Shippers and Receivers	15.00	2012
Steamfitters	27.50	2012
Trade Helpers and Labourers	18.00	2012
Truck Drivers	23.00	2012

§ For a complete list of Wages and Salaries in Northern BC visit the link below

[http://www.workingincanada.gc.ca/LMI\\_report\\_area.do?&area=29305&reportOption=wage](http://www.workingincanada.gc.ca/LMI_report_area.do?&area=29305&reportOption=wage)

## LABOUR FORCE

	Total
Total Population 15 and over	3,975
In Labour Force	2,830
Employed	2,590
Unemployed	240

Data Source: Stats Canada - 2006 Regional District Profile



## EMPLOYMENT RATE

	Percent of Population
Unemployment Rate	8.5%
Labour Participation	71.2

Data Source: Stats Canada - 2006 Regional District Profile



## LABOUR PARTICIPATION RATE

	Labour Participation Rate
Male	79.1%
Female	64.4%

Data Source: Stats Canada - 2006 Regional District Profile

## COMMUTING

Place of Residence	Place of Work	Number of People
Smithers	Telkwa	30
Smithers	Smithers	1,940
Smithers	Houston	90

Data source: Stats Canada - 2006 Community Profile "Smithers Agglomeration" - <http://www12.statcan.ca/census-recensement/2006/dp-pd/tbt/Rp-eng.cfm?TABID=1&LANG=E&A=R&APATH=3&DETAIL=0&DIM=0&FL=A&FREE=0&GC=0&GID=5951043&GK=0&GRP=1&O=D&PID=90656&PRID=0&PTYPE=88971.97154&S=0&SHOWALL=0&SUB=0&Temporal=2006&THEME=76&VID=0&VNAMEF=>

### 3. PAYROLL COSTS

#### WORKERS COMPENSATION – 2012

		Notes
Average Cost of All Manufacturing Per \$100 Payroll	\$1.54 CDN	Rates set by employer's business activity. Applies up to maximum gross earnings of \$73,700(CDN) per year.
Average Rate for Office Workers Per \$100 Payroll	\$0.30 CDN	There is no separate rating for office occupations in BC- the applicable industry rating applies to all workers. Rates for Business Services range from \$0.09-\$0.30 per \$100 of payroll. Average of \$0.30(CDN).
Maximum Weekly Benefit (Net)	\$974.21 CDN	Maximum per employee set at 90% of average net earnings (after deductions for income taxes, Canada Pension Plan & Employment Insurance), up to maximum wage of \$73,700 per year(CDN).

#### EMPLOYMENT INSURANCE – 2012

		Notes
Taxable Base		Based on gross payroll up to a gross per worker salary of \$45,900 per year(CDN).
Percentage Rate (Employer Premium)		
§ Employee Rate	1.83%	Maximum annual contribution per worker is \$839.97(CDN).
§ Employer Rate	2.56%	Maximum annual contribution per worker is \$1,176.00(CDN).
§ Maximum Weekly Benefits	\$485.00 CDN	



## SOCIAL INSURANCE (CANADA PENSION PLAN) – 2012

		Notes
Taxable Base	Gross Payroll \$3,500 CDN	Based on annual gross salary up to \$50,100.00, basic exemption of \$3,500. Both employers and employees are required to contribute to the Canada Pension Plan.
Employee/Employer Contribution	4.95%	Employer premium equal to employee premium
Maximum Annual Employer Contribution Per Employee	\$2306.70 CDN	Employer contribution matches employee contribution.
Rate	4.95%	
Maximum Annual Self Employed Contribution	\$4,613.40 CDN	

Data Source TaxTips.Ca - <http://www.taxtips.ca/cppandei.htm>

Data Source: WorkSafeBC - [www.worksafefbc.com](http://www.worksafefbc.com)



## 4. HIGHER EDUCATION

### FOUR YEAR INSTITUTIONS

<b>Institution</b>	<b>Northwest Community College</b>
<b>Campus/Address</b>	Smithers Campus 2965 Tatlow Road Smithers, BC VOJ 2N0 Tel: 250-847-4461 Toll Free: 877- 277-2288
<b>Other Campuses</b>	Terrace (Main Campus), Hazelton, Houston, Kitimat, New Aiyansh, Prince Rupert, Queen Charlotte City, Stewart
<b>Website</b>	<a href="http://www.nwcc.bc.ca">www.nwcc.bc.ca</a>
<b>Driving Distance from Community</b>	Campus located in Smithers
<b>Enrolment (2010/11):</b>	
<b>Total</b>	650
<b>Full-Time</b>	158



#### Northwest Community College – School of Exploration and Mining

In response to the training needs of communities and industry, Northwest Community College has developed the School of Exploration and Mining (SEM). In partnership with Smithers Exploration group and the Province of BC, the School develops industry-related courses and programs and offers training in various areas of mining and exploration.

*Source: Northwest Community College*

<b>Institution</b>	<b>University of Northern British Columbia</b>
<b>Campus/Address</b>	UNBC Campus Northwest 4837 Keith Avenue Terrace, BC V8G 1K7
<b>Other Campuses</b>	Prince George (main), Fort St. John, Quesnel, Terrace
<b>Website</b>	<a href="http://www.unbc.ca">www.unbc.ca</a>
<b>Driving Distance from Community</b>	Campus in Terrace (205 km)
<b>Enrolment (2010/11)</b>	4,266

## TRAINING SERVICES

<b>Institution</b>	<b>Address</b>	<b>Phone</b>
Northwest Community College	3966 2nd Avenue, Smithers, BC V0J 2N0	250- 847-4461
Community Living BC	3793 Alfred Avenue, BC V0J 2N0	250- 847-7780



## 5. TRANSPORTATION

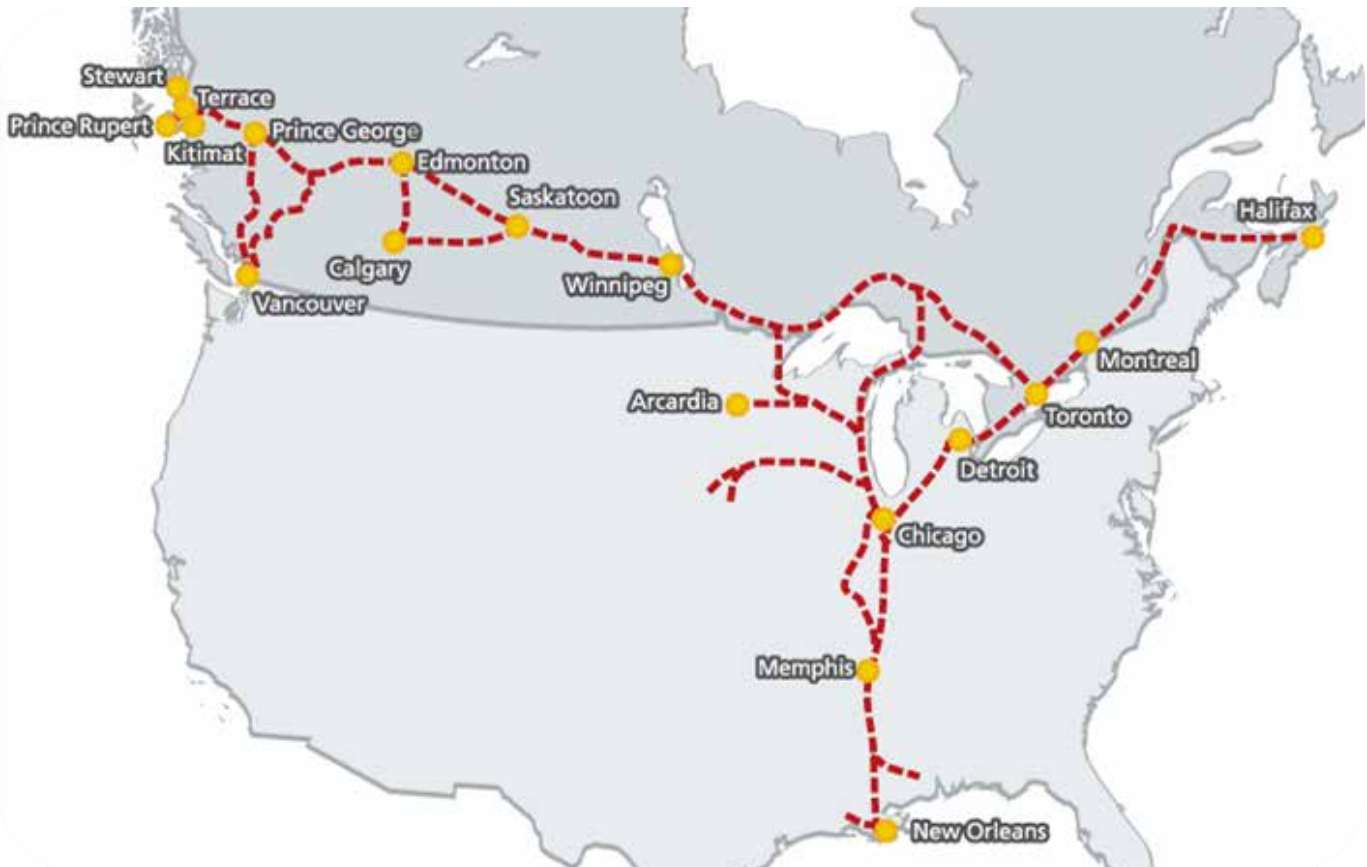
### MAJOR TRANSPORTATION ROUTES

#### PACIFIC GATEWAY

British Columbia's ports in Vancouver, Kitimat, Stewart and Prince Rupert are Asia's closest ports of entry on the west coast of North America, up to 58 hours closer than the ports of Los Angeles and Long Beach.

Canadian ports and airports are seamlessly integrated with road and rail connections to all major U.S. economic centers. British Columbia is the only gateway on the west coast of the Americas served by three transcontinental railways. Today, Canada's Pacific Gateway is an integrated, secure, reliable transportation network that includes world-class airports, seaports, railways, roadways and border crossings, bringing Canada and the North American market to Asia and the world. Canada's Pacific Gateway, through British Columbia's ports in Vancouver, Kitimat, Stewart and Prince Rupert, offers Asian shippers the most direct route between Asia and North America.

Canada's Pacific Gateway is a strong commitment by government and industry partners to make British Columbia's ports the preferred gateway for Asia-Pacific trade, with the most competitive port system and supply chain on the west coast of the Americas. This commitment builds on Canada's longstanding and strong cultural and economic ties with Asia. In the emerging new global economy, Canada's Pacific Gateway is a gateway to the future.





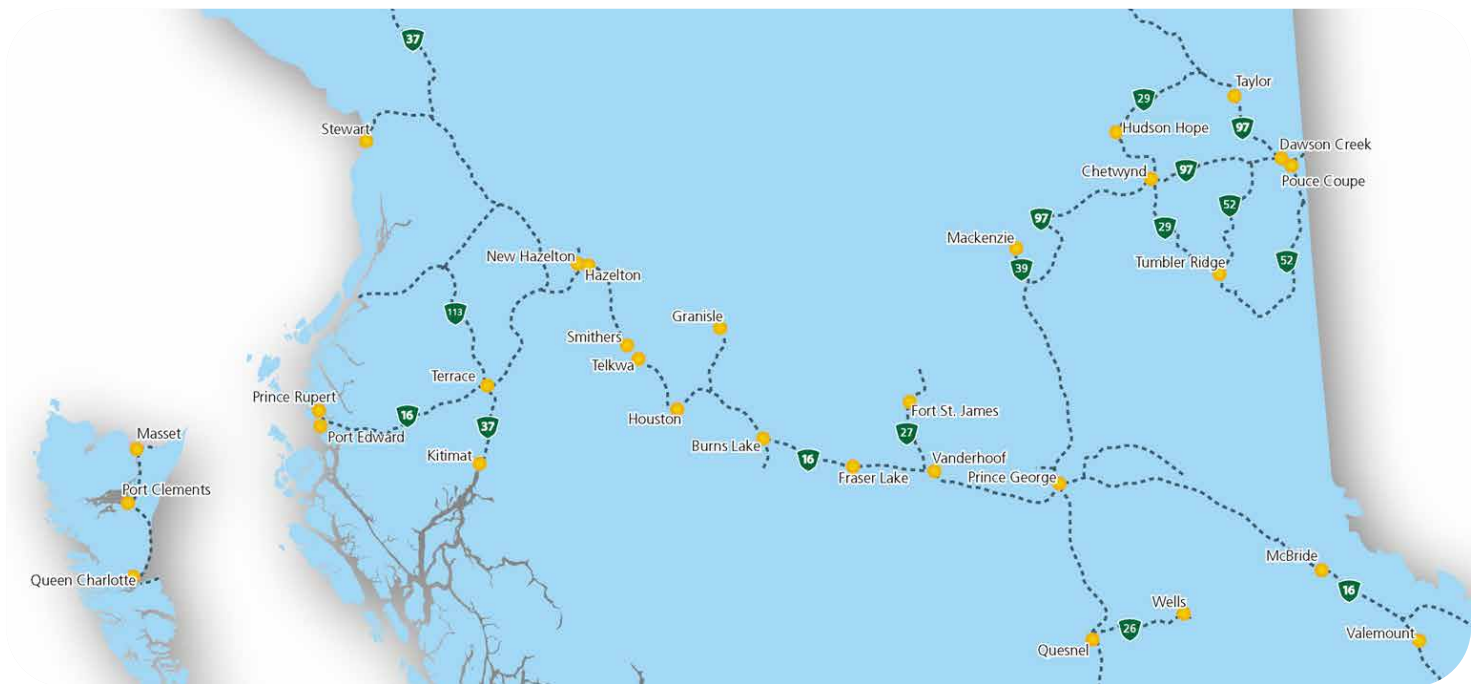
## NORTHERN CORRIDOR

The Northern Corridor spans over half of continental Canada and reaches well into the heartland of North America south of Chicago, USA. It travels through the lowest elevations of the Americas great continental divide, also known as the “Yellow Head Pass,” and forms the straightest, shortest, flattest route for Asian-North American trade. Three Northern British Columbia ports provide efficient access to this corridor; Kitimat, Stewart and Prince Rupert. Each port offers unique advantages and services that meet the needs of the region and international trade.

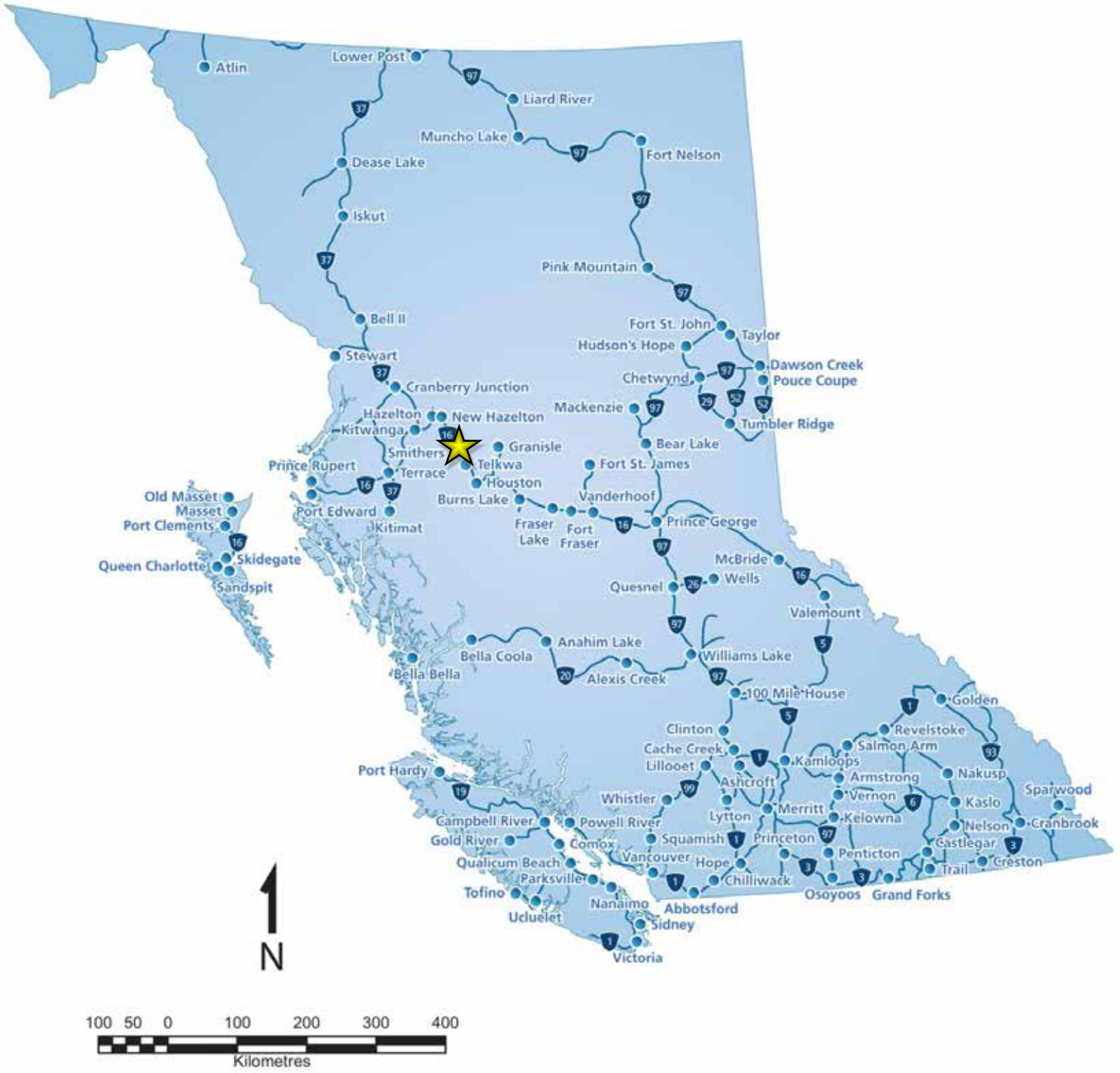
Trans-continental rail, Trans Canada Highway and direct air service into international Air Hubs are in place. The corridor services business covered by the North American Free Trade Agreement, through a variety of break bulk and container services in ports operated by governments and those run by private port interests.

The Northern Corridor is less impeded by road closures, significant weather patterns and avalanches than the Southern Canadian corridor. It provides “one less day” shipping advantage to or from Asia compared to all other North American Port locations including Vancouver and all USA pacific Ports.

Canadian National Rail (CN Rail) reaches well into the heartland of America with shipping agreements in place with major US rail carriers. CN has made significant investments in the Northern Corridor rail line including extended sidings, upgrades to signal systems, increased bridge and tunnel clearances. The corridor is serviced by five international airports and four northern airports with Prince George offering international services. The largest passenger service airport west of Prince George and north of British Columbia’s Okanagan region is the Terrace-Kitimat Northwest Regional airport.



# HIGHWAYS



## NORTHERN CORRIDOR SPECIFICATIONS

Commercial Vehicle Without Permit	Specifications	Commercial Vehicle With Permit	Specifications
Maximum Width	2.59 meters	Maximum Width	4.4 meters
Maximum Height	4.15 meters	Maximum Height	4.72 meters
Maximum Vehicle Weights		Maximum Vehicle Weights	
Super B	63,500 kgs	Super B	64,000 kgs
Single Axel	9,100 kgs	Single Axel	9,100 kgs
Tandem Axle (set)	17,000 kgs	Tandem Axle (set)	23,000 kgs
Tridem Axle (set)	24,000 kgs	Tridem Axle (set)	29,000 kgs

## OVERHEAD CLEARANCE

Yellowhead Highway 16 from BC Border to Prince Rupert	Clearance (meters)
§ Khyex River Bridge	5.95m
§ Kitsequcla Overpass	5.7m
§ Tete Jaune underpass	4.96m
<b>Highway 37 from Hwy 16 North to Yukon Border</b>	
§ Irving River Bridge #2	5.74m
§ Devil Creek Bridge	5.74m
<b>Highway 37 from Hwy 16 South to Kitimat</b>	
§ Williams Creek Bridge	4.97m
§ Hirsch Creek Bridge	4.72m
§ Kitimat River Bridge	5.08m
<b>Highway 37A from Hwy 37 To Stewart</b>	
§ No Clearances	

## PROVINCIAL PERMIT CENTRE

For more information on receiving a commercial vehicle permit please contact **1-800-559-9688**. The core hours of service are from 5am to 10pm, seven days a week and most statutory holidays. The 1-800 number is available to callers anywhere in Canada or the United States. Permits available through this line include:

- § non-resident commercial vehicle permits
- § term oversize and overweight permits
- § single trip oversize and overweight permits
- § motor fuel tax permits
- § highway crossing permits
- § extra-provincial temporary operating permits

## HIGHWAY DISTANCES

Metro Area	Distance
Prince George	371 km
Kamloops	891 km
Edmonton	1,110 km
Vancouver	1,150 km
Calgary	1,155 km
Victoria	1,231 km
Seattle	1,266 km
Portland	1,545 km

## RAILROADS

CN Rail	<a href="http://www.cn.ca">www.cn.ca</a>
Main or Branch Line:	Branch & Main
Shortline or National:	International
Distance to Nearest Switching Yard:	Located in community
Capability	Cargo- Bulk, Container, Liquid, Multi Commodities

VIA Rail	<a href="http://www.viarail.ca">www.viarail.ca</a>
Main or Branch Line:	Branch & Main
Shortline or National:	International
Distance to Nearest Switching Yard:	Located in community
Capabilities	Passenger

Data Source: Invest BC Community Profile - Smithers Area "Transportation"



## COMMERCIAL AIRPORTS

Smithers Regional Airports	Weekly Flights to Greater Vancouver
Hub Status	Commercial
Distance From Community	Located in Smithers
Hours of Operation	6:30 am - 8:30 pm
Approved Capital Expansion	No
Customs Point of Entry	No
Foreign Trade Zone	No
Full Instrumentation	n/a
No. of Runways	1
Runway Length	2,286 m
No. of Days Closed From Bad Weather in last 3 yrs	n/a
Weekly Non-Stop Flights	44
Flights to Largest Cities Served	16
Greater Vancouver	16
Carriers	Air Canada Jazz , Central Mountain Air, Hawkair, NT air

Data Source: Town of Smithers – [www.smithers.ca](http://www.smithers.ca)

Data Source: Invest BC Community Profile - Terrace Area "Transportation"

<http://investbc.gov.bc.ca/CommunityProfiles/Pages/CommunityInfo.aspx?page=transportation&pCommunityID=484>



## PORTS

### PORT OF PRINCE RUPERT

Port of Prince Rupert	<a href="http://www.rupertport.com">www.rupertport.com</a>
Distance from Community	347 km
Location of Port	Prince Rupert
Terminals	Fairview (Container) Terminal, Ridley Terminals, (coal, wood pellets), Prince Rupert Grain, Northland Cruise Terminal
Type of Port	Ocean
Channel Depth	35-55 meters
Shallow Water Barging Facilities	Yes
Deep Water Barging Facilities	Yes
General Cargo Facilities	Yes
Containerized Facilities	Yes
Refrigerated Container Facilities	Yes
Cruise Ship Facilities	Yes
Storage Facilities	Yes
Highway Serving Port	#16
Railway Serving Port	CN Rail
Types of Services:	Bulk / break-bulk: Coal, Petroleum Coke, Wood Pellets, Grain, Logs,
Imports	Retail (including electronics, apparel, furniture, auto parts); petroleum products; industrial inputs (tiles, glass)
Exports	Midwest – specialty crops; scrap metal, recycled paper British Columbia – Forest products (lumber, pulp, logs); aluminum, seafood
Shipping Lines	Cosco, Hanjin, Yang Ming, K-Line, Quickload Transloading Services, Shipping Agents, GW Nickerson Co., Northcoast Shipping, Rupert Marine Shipping, Tidals Transport & Trading Ltd.



## PORT OF KITIMAT

Private Port of Kitimat	<a href="http://www.kitimat.ca/EN/main/business/invest-in-kitimat/port-of-kitimat.html">www.kitimat.ca/EN/main/business/invest-in-kitimat/port-of-kitimat.html</a>
Distance from Community	261 km
Location of Port	Kitimat
Terminals	Rio Tinto Alcan - Break Bulk Terminal Methanex Petrochemical Terminal Eurocan Breakbulk Terminal
Type of Port	Deep Sea
Channel Depth	45- 200 fathoms, 18-185 Meters (59-607 Feet)
Turning Basin	1.1 - 2.2 nautical miles
Shallow Water Barging Facilities	Yes
Deep Water Barging Facilities	Yes
General Cargo Facilities	Yes
Containerized Facilities	No
Storage Facilities	Yes
Highway Serving Port	Highway # 16 via #37
Railway Serving Port	CN Rail
Types of Services	Bulk/ Break-bulk, Methanol, Amonia condensate, Pitch, Alumina ,Bauxite condensate
Imports	Pitch, Alumina, Bauxite Condensate, Methanol
Exports	Kraft Paper, Aluminum Sheeting
Shipping Lines	Waterfront Shipping, Gearbulk
Shipping Agents	GW Nickerson Co., TNC Canada
Customs Brokers	GW Nickerson Co., Moore E T S Services
Tug & Barge	SMIT Marine, Seaspace International



## CUSTOM POINT OF ENTRY

---

Canadian Border Services Agency	Kitimat
Type of Entry Point	Port
Location	309-450 City Centre Kitimat, BC, Canada V8C 1T6 Tel: 250- 627-3003

---

---

Canadian Border Services Agency	Prince Rupert
Type of Entry Point	Port
Location	368-309 2nd Ave West Prince Rupert, BC, Canada V8J 3T1 Tel: 250-627-3003

---

## WAREHOUSES

---

No. of Bonded Warehouses	0
No. of Public Warehouses	2

---

*Data Source: City of Prince Rupert - [www.princerupert.ca](http://www.princerupert.ca)  
Data Source: Invest BC Community Profile-Smithers Area "Transportation"  
<http://investbc.gov.bc.ca/CommunityProfiles/Pages/CommunityInfo.aspx?page=transportation&pCommunityID=509>*





## PORT SHIPPING DISTANCES

The NW Transportation and Trade Corridor ports (Kitimat and Prince Rupert, Stewart) are between 1 and 1 1/2 day closer to general Asia Pacific markets than the Ports in British Columbia's lower mainland; and the Vancouver Ports. The Southern Ports are closer to the Panama Canal and subsequently, the Atlantic. The following table is in nautical miles. The Time/Speed/Distance Calculations are at 16.1439 Kn/Hr., the average speed The Port of Vancouver uses for calculating their shipping to Yokohama, Hong Kong, Kaohsiung (Taiwan) and Xingang (China). Deep-sea vessels travel at various speeds between 14Kn/Hr and 20Kn/Hr. The 'great circle shipping route' to Asia from North America has well documented ocean currents and weather/wind patterns which allows for accurate estimates.

	Kitimat	Prince Rupert	Stewart	Vancouver	Los Angeles	Yokohama (Japan)	Hong Kong	Kaohsiung Kang(Taiwan)	Xingang (China)
Kitimat	-	121 NM 7.5 Hrs.	264 NM 17 Hrs.	400 NM 1 Day	1,391 NM 3.5 days	3,941 NM 10 Days	5,444 NM 14 Days	6,187 NM 16 Days	6,187 NM 16 Days
Prince Rupert	121 NM 7.5 Hrs.	-	123 NM 10 Hrs.	477NM 1.2 Days	1,432NM 3.6 Days	3,810NM 9.8 Days	5,323NM 13.7 Days	6,110NM 15.7 Days	6,110NM 15.7 Days
Stewart	264 NM 17 Hrs.	123 NM 10 Hrs.	-	573 NM 1.5 Days	1,529 NM 4 Days	3,896 NM 10.3 Days	5,406 NM 14.1 Days	5,155 NM 13.4 Days	4,749 NM 12.5 Days
Vancouver	400 NM 10 Day	477 NM 1.2 Days	573 NM 1.5 Days	-	991NM 2.5 Days	4,262NM 11 Days	5,763NM 15 Days	6,587NM 17 Days	7,578NM 20 Days
Los Angeles	1,391 NM 3.5 Days	1,432 NM 3.6 Days	1,529 NM 4 Days	991NM 2.5 Days	-	4,839NM 12.5 Days	6,380NM 18 Days	7,578NM 20 Days	8,959NM 23 Days
Yokohama	3,941 NM 10 Days	3,810 NM 9.8 Days	3,896 NM 10.3 Days	4,262NM 11 Days	4,839NM 12.5 Days	-	1,585NM 4 Days	1,335NM 3.4 Days	1,335NM 3.4 Days
Hong Kong	5,444 NM 14 Days	5,323 NM 13.7 Days	5,406 NM 14.1 Days	5,763NM 15 Days	6,380NM 18 Days	1,585NM 4 Days	-	290NM 18 Hrs.	2,90NM 18 Hrs.
Kaohsiung Kang	6,187 NM 16 Days	6,587 NM 17 Days	5,155 NM 13.4 Days	6,587NM 17 Days	7,578NM 20 Days	1,335NM 3.4 Days	290NM 18 Hrs.	-	227NM 14 Hrs.
Xingang	6,187 NM 16 Days	6,587 NM 17 Days	4,749 NM 12.5 Days	7,578NM 20 Days	8,959NM 23 Days	1,335NM 3.4 Days	290NM 18 Hrs.	227NM 14 Hrs.	-

Source: United States Government. "Distances Between Ports" Prepared and published by the National Imagery and Mapping Agency, Bethesda, Maryland. Ninth Edition 1997. \*Time/Speed/Distance Calculations at 16.1439 Kn/Hr., the average speed Vancouver Port lists to reach Yokohama, Hong Kong, Kaohsiung (Taiwan) and Xingang (China)

## 6. INDUSTRIAL & COMMERCIAL LAND USE

### LAND ZONED AND DESIGNATED IN OFFICIAL COMMUNITY PLAN

	Industrial Land	Commercial Land	Mixed Use
<b>Total</b>	845 ac	61 ac	53 ac
<b>Acres Developed</b>	834 ac	26 ac	48 ac
<b>Acres Vacant</b>	10 ac	35 ac	5 ac

<b>Industrial Parks</b>	1
<b>Total Acres</b>	2
<b>Number of Acres in Use</b>	2
<b>Number of Acres Vacant</b>	0
<b>Number of Acres Fully Serviced</b>	0
<b>Number of Acres Partially Serviced</b>	2 (Water Only)
<b>Number of Acres Not Serviced</b>	0

Data source: Town of Smithers – [www.smithers.ca](http://www.smithers.ca)



## LOCAL PERMIT APPROVALS

Type of Permit	Average Time for Approval	Associated Fees
Building Permit	1-2 Weeks	\$6.25 per \$1000 dollars of structure value
Business License	1 Week	\$160-\$660/year
Development Permit	1 Month	\$400
Occupancy Permit	1-2 Weeks	-
Plan Amendment	3-4 Months	\$1,200
Re-Zoning Application	3-4 Months	\$1,000
Subdivision Application	1 Month	\$300

Data source: Town of Smithers – [www.smithers.ca](http://www.smithers.ca)

## ACQUISITION OF CROWN LAND

§ Crown land is land that is owned by the Province of British Columbia. The Province is the steward of the land and can lease, license and sell Crown land for a variety of purposes including residential, commercial, industrial, agricultural, tourism and recreational purposes.

Company	Contact	Notes
Integrated Land Management Bureau	<a href="mailto:FrontCounterBC@gov.bc.ca">FrontCounterBC@gov.bc.ca</a>	Develops Crown land parcels with values up to \$2.5 million
Ministry of Tourism, Culture and the Arts	Tel: 250- 371-3952	Handles land sales related to resort development, under the All Seasons Resort Policy.
Ministry of Transportation	Tel: 250-387-3198	Handles land sales related to public airports and port authorities and the marketing of Crown land is done through MLS Realtors

§ To view properties that the Federal Government of Canada has for sale, please visit: <http://reo.pwgsc.gc.ca/public/>

# SMITHERS – ROAD MAP



## 7. UTILITIES

### WATER SYSTEM

Water supply for the majority of Town of Smithers's residents is sourced from three deep wells on the southeast side of Town. The combined rated yield of the three wells is 12 ML/day. The water quality sourced is very good and is only treated approximately one month of the year with sodium hypochlorite during the Town's annual water main flushing operations. The town currently does not fluoridate its water. The wells feed into a single pressure zone distribution grid which includes two water storage reservoirs capable of holding 5.5 ML. The Smithers Airport is supplied by a separate water system from the Town. It consists of one deep well with a rate yield of 0.22 ML/day, 0.65 ML in three underground storage cisterns, two small distribution pumps and a fire pump. The airport system also services a 29 lot subdivision on Lake Kathlyn and an elementary school.

The Works and Operations Department of the Town of Smithers is responsible for the operation of the water supply and distribution systems. For further information on the Town of Smithers water system contact the Works and Operations Department at 250-847-1600.

### WATER PRODUCTION

Name of Provider	Township of Smithers
Rated Capacity	2.7 (mgd)
Average Daily Demand	0.73 (mgd)
Peak Demand	1.5 (mgd)
Residential Cost (flat rate)	Annual fee - \$170
Commercial & Industrial Cost / 1,000 Gallons	\$2.38
Water Connection Fee: Industrial	Actual costs
Water Connection Fee: Residential	\$1,500 or actual costs

Data source: Town of Smithers – [www.smithers.ca](http://www.smithers.ca)



## WASTE WATER SYSTEM

Waste water within the Town of Smithers is collected via approximately 38 kms of underground sewer lines. The sewage collection is primarily gravity, with the exception of three small lift stations. The sewage collection system terminates at a two cell aerated lagoon facility including pre-screening and an outfall into the Bulkley River. The Original plant was constructed in 1972 as an activated sludge treatment plant, and replaced with aerated lagoons in 1983.

The Works and Operation Department of the Town of Smithers is responsible for the operation of the waste water collection and treatment systems. For further information on the Town of Smithers waste water system contact the Works and Operations Department at 250- 847-1600

## SEWAGE SERVICE

Name of Provider	Smithers Sewer Treatment Plant
Rated Capacity	2.2 (mgd)
Average Daily Demand	0.57 (mgd)
Peak Demand	1.43 (mgd)
Cost per 1000 Gallons- Industrial	Dependent on industry
Sewer Connection fee for Industrial Users	Cost of Installation

Data source: Town of Smithers – [www.smithers.ca](http://www.smithers.ca)

## LANDFILL AND WASTE MANAGEMENT

Landfill Name	Knockholt Regional Landfill
Location	8072 Aitken Road, 81 km east of Smithers
Capacity Left at Current Site	64 years
Plans for New Capacity	Current plans will add an additional 3-5 years

## LICENSED HAZARDOUS MATERIALS DISPOSAL

Name of Site	None Located Directly Within The Community
No. of Licensed Hazardous Waste Haulers Serving the Area	4

Data Source: Invest BC Community Profile – Smithers Area - "Utilities"  
<http://investbc.gov.bc.ca/CommunityProfiles/Pages/CommunityInfo.aspx?page=utilities&pCommunityID=509>

## ELECTRIC POWER

Provider: BC Hydro	<a href="http://www.bchydro.com">www.bchydro.com</a>
Enquiries to hook up new property	1-877-520-1355
Enquiries about existing properties already hooked up	1-800-224-9376
Net Importer/Exporter of Power:	Net Exporter – BC Hydro generates between 43,000 and 54,000 GWH of electricity annually.
% of Reserve Margin Including Generation & Net Purchases	8% as per WSCC guidelines plus an additional 8% surplus
Average Electrical Service Availability Index	
§ Most Recent Year	99.940
§ Last 5 Years	99.9314
Name of Power Pool Membership	Formal membership in WSCC, WSPP, Power Pool of Alberta (PPA), MAPP. Also active in SPP and CalPX
Source Electric Power Deregulated	Wholesale competition allowed
Residential Customers	6.80 cents per kWh for the first 1,350 kWh they use over a two-month billing period. Above that amount, customers pay 10.19 cents per kWh for the balance of the electricity used during the billing period.
Business Customers	Average Cost Per kWh
Small General Service Rate	<i>Annual peak demand less than 35kW</i>
§ Basic Charge	19.25 cents per day
§ All kWh	\$0.0915 per kWh
§ Minimum Charge	The Basic Charge
§ Rate Rider	5% Rate Rider applied to all charges, before taxes and levies.
Medium General Service Conservation Rate	<i>Annual peak demand between 85 and 150 kW</i>
§ Basic Charge	19.25 cents per day
§ Demand Charge	\$0.00 per kW for first 35 kW \$4.69 per kW for next 115 kW \$9.00 per kW for remaining kW
§ Energy Charge	Part 1: First 14,800 kWh \$0.0897 per kWh All additional kWh \$0.0490 per kWh up to baseline Part 2: \$0.0942 per kWh for usage up to 20% above baseline \$0.0942 per kWh for savings down to 20% below baseline (credit) Usage or savings beyond 20% of baseline are based on Part 1 prices

§ Discounts	1.5% on entire bill if customer's electricity is metered at primary potential \$0.25 per kW if customer supplies transformation from a primary to a secondary potential. If a customer is entitled to both discounts the 1.5% discount is applied first.
§ Minimum Charge	50% of the highest maximum demand charge billed in any month within an on-peak period (1 November to 31 March inclusive) during the preceding 11 months.
§ Rate Rider	5% Rate Rider applied to all charges, before taxes and levies.
<b>Medium General Service Interim Rate</b>	<i>Annual peak demand between 35 and 150 kW. MGS accounts are moving from the MGS Interim Rate to the new MGS Conservation Rate which better encourages conservation.</i>
§ Basic Charge	\$0.1925 per day
§ Demand Charge	\$0.00 per kW for first 35 kW \$4.69 per kW for next 115 kW \$9.00 per kW for remaining kW
§ Energy Charge	\$0.0897 per kWh for last 14,800 kWh \$0.0490 per kWh for remaining kWh
§ Discounts	1.5% on entire bill if customer's electricity is metered at primary potential \$0.25 per kW if customer supplies transformation from a primary to a secondary potential If a customer is entitled to both discounts the 1/5% discount is applied first
§ Monthly Minimum Charge	50% of the highest maximum demand charge billed in any month within an on-peak period (1 November to 31 March inclusive) during the preceding 11 months
§ Minimum Energy Charge	\$0.0281 per kWh applies when the Energy Charge (Part 1 and 2) divided by the total kWh is less than \$0.0281 per kWh
§ Rate Rider	5% Rate Rider applied to all charges, before taxes and levies
<b>Large General Service Conservation Rate</b>	<i>Annual peak demands equal to or greater than 150 kW or total annual energy usage of at least 550,000kWh.</i>
§ Basic Charge	\$0.1925 per day
§ Demand Charge	\$0.00 per kW for first 35 kW \$4.69 per kW for next 115 kW \$9.00 per kW for remaining kW
§ Energy Charge	Part 1: \$0.0937 per kWh for first 14,800 kWh \$0.0451 per kWh for remaining kWh up to baseline Part 2:



	\$0.0942 per kWh for usage up to 20% above baseline \$0.0942 per kWh for savings down to 20% below baseline (credit) Usage or savings beyond 20% of baseline are based on Part 1 prices
§ Discounts	1.5% on entire bill if customer's electricity is metered at primary potential  \$0.25 per kW if customer supplies transformation from a primary to a secondary potential  If a customer is entitled to both discounts the 1.5% discount is applied first
§ Monthly Minimum Charge	50% of the highest maximum demand charge billed in any month within an on-peak period (1 November to 31 March inclusive) during the preceding 11 months
§ Minimum Energy Charge	\$0.0281 per kWh applies when the Energy Charge (Part 1 and 2) divided by the total kWh is less than \$0.0281 per kWh
§ Rate Rider	5% Rate Rider applied to all charges, before taxes and levies
<b>Industrial: Transmission Service</b>	<i>Mines, chemical plants, large sawmills, pulp and paper mills, large manufacturing</i>
§ Demand Charge	\$6.263 per kVA of billing demand
§ Energy Charge	\$0.03261 per kWh applied to all kWh up to and including 90% of the costumers baseline load (CBL) in each billing year. \$0.07360 per kWh applied to all kWh above 90% of the CBL in each billing year.
§ Minimum Charge	\$6.027 per KVa of billing demand per billing period
§ Rate Rider	5% Rate Rider applied to all charges, before taxes and levies.

Data Source: BC Hydro "Rates" – [www.bchydro.com](http://www.bchydro.com)

## NATURAL GAS

Pacific Northern Gas	<a href="http://www.png.ca">www.png.ca</a>
Rate Territory	Vanderhoof-Prince Rupert/Kitimat Area
<b>Firm Contract Rates (2006)</b>	
Type of Customer	Small Industrial (RS 5)
Basic Charge (Monthly)	\$2,973.07 (CDN)
Administration Fee (Monthly)	-
Demand Charge	\$0.00 (CDN)
Delivery & Gas Charge	\$8.46 (CDN)

Data Source: Invest BC Communit Profile - Smithers Area - "Utilities"  
<http://investbc.gov.bc.ca/CommunityProfiles/Pages/CommunityInfo.aspx?page=utilities&pCommunityID=509>

## TELECOMMUNICATIONS

<b>Name of Provider</b>	<b>Telus</b>
<b>Address</b>	#5-3777 Kingsway Burnaby, BC V5H 3Z7
<b>Website</b>	www.telus.net
<b>Contact#</b>	
§ Residential	250-310-2255
§ Business	250-310-3100
<b>Service Characteristics of The Office:</b>	
§ Switch Technology	Digital
§ Fiber Service provided	Yes
§ 100 Mbps LAN Service Available	Yes
§ Monitoring- Remotely or On-Site	Remotely
§ ISDN Available	Yes
§ ADSL Available	Yes
§ ADSL Available From Switch	Yes
§ Central Office on Self-Healing Fiber Ring	No
§ Dual Feed from Two Separate Switching Offices	No
§ Multiple Route Diversity	Yes

Data Source: Northern Development Research – [www.northerndevelopment.bc.ca](http://www.northerndevelopment.bc.ca)

### Rogers Cellular Service

- § Rogers Wireless announced in September 2007 that it would invest \$10 million in Northern British Columbia to expand its world-standard GSM (Global System for Mobile communications) wireless voice and data network. This network expansion has extended Rogers Wireless service to Terrace BC in support of this fast growing commercial, shipping and tourist corridor.

Customer support services in the Town of Smithers are provided by Loudring Smithers and BC Web, which are located at 3855 2<sup>nd</sup> Avenue, Smithers, BC, V0J 2N0, Phone: 250-877-7777.

## 8. BUSINESS SUPPORT SERVICES

---

---

### Business Support Services

Machine Shop (Tool & Die)	7
Welding	3
Office Equipment Service & Repair	6
Temporary Employment Services	0

---

### International Support Services

Import/Export Brokers	1
International Courier Services	6
Freight Forwarders	4

---

*Data Source: Invest BC Community Profile - Smithers Area - "Business Support Services"*  
<http://investbc.gov.bc.ca/CommunityProfiles/Pages/CommunityInfo.aspx?page=businesssupport&pCommunityID=509>



## 9. GOVERNMENT

---

### MUNICIPAL GOVERNMENT

---

Township of Smithers

Form (Structure)	Mayor & Council
Number of Elected Officials	7
Mayor	Taylor Bachrach
Chief Administrative Officer	Deborah Sargent

---

### REGIONAL DISTRICT

---

Regional District of Bulkley-Nechako

Form (Structure)	Chair & Board
Number of Elected Officials	15
Chair	Bill Miller

---



## PROVINCIAL

---

### Government of British Columbia

Form (Structure)	British Parliamentary
Number of Elected Officials	85
How Often Does Legislature Convene	2012-May 16-19, 24-26, 30,31, June 1,2

### PREMIER

---

Name	Christy Clark
Affiliation	British Columbia Liberal Party
Year Elected	May 2011
Current Term Expiration	2 Years
Allowed to Run for Another Term	Yes
Next Election Date	Tuesday, May 14, 2013

## PROVINCIAL GOVERNMENT REPRESENTATION

---

Name of Member of Legislative Assembly (MLA)	Doug Donaldson
Total Members of Legislative Assembly	1
Electoral District	Bulkley Valley-Stikine
Year Elected	2009
Party Affiliation	New Democratic Party of BC

## FEDERAL GOVERNMENT REPRESENTATION

---

Name of Member of Parliament (MP)	Nathan Cullen
Electoral District	Skeena-Bulkley Valley
Year Elected	2011
Party Affiliation	New Democratic Party

### SENATORS

---

No. of Appointed Officials	In Canada there are ordinarily 105 Senators appointed by the Governor General on the advice of the Prime Minister.
----------------------------	--

---

## 10. HOUSING

### HOUSING CHARACTERISTICS

Dwelling Type	Number
Single-detached houses	1,379
Semi-detached houses	100
Apartments, duplex	61
Other dwellings	175
Number of owned dwellings	1,420
Number of rented dwellings	711
Number of dwellings constructed before 1986	1,455
Number of dwellings constructed between 1986 and 2006	671
<b>Total # of Private Dwellings</b>	<b>2,126</b>

Data source: Stats Canada - 2006 Community Profile "Smithers Agglomeration" - <http://www12.statcan.ca/census-recensement/2006/dp-pd/prof/92-591/details/page.cfm?Lang=E&Geo1=CMA&Code1=965 &Geo2=PR&Code2=59&Data=Count&SearchText=Terrace&SearchType=Begin&SearchPR=01&B1=All&Custom=>

### AVERAGE HOUSING VALUES

Municipality	Single Family Homes	Multi-Family Homes	Total Property Tax & Charges
Smithers	\$188,588	\$130,822	\$2,400

Data Source: Invest BC Community Profile - Smithers Area "Housing"  
<http://investbc.gov.bc.ca/CommunityProfiles/Pages/CommunityInfo.aspx?page=housing&pCommunityID=509>



# 11. TAXATION

## CORPORATE INCOME TAX

	Small Business	Manufacturing	Non-Manufacturing
<b>Federal</b>			
§ Rate	11%	19.5%	19.5%
§ Formula (Sales, Property & Payroll)	n/a	n/a	n/a
§ Accelerated Depreciated Permitted	Yes	Yes	Yes
<b>Provincial</b>			
§ Rate	3.5%	11.0%	11.0%
§ Formula (Sales, Property & Payroll)	Sales & Payroll	Sales & Payroll	Sales & Payroll
§ Accelerated Depreciated Permitted	No	No	No
<b>Local</b>			
<i>British Columbia has no local taxes</i>			
<b>Total Federal and Provincial Corporate Income Tax</b>	<b>14.5%</b>	<b>30.5%</b>	<b>30.5%</b>

## PERSONAL INCOME TAX

	Federal	Provincial	Local
Earned Income	15 – 29%	5.06 – 14.7%	0%
Unearned Income (e.g. Dividends)	0 – 14.55%	0 – 3.92%	0%
Capital Gains	7.5 – 14.5 %	2.58 – 7.35%	0%

## SALES / USE TAX

	Rate	Notes
<b>Harmonized Sales Tax</b>	12%	HST on business inputs is fully recoverable
<b>Local</b>	0%	BC has no local sales tax
<b>Total (Effective Combined Rate) Business</b>	12%	Net of HST 0% for production machinery and equipment for eligible manufacturers



## SALES TAX RATE BY UTILITY

	Yes/No	Rate	Notes
Electric Power	Yes	12%	HST is fully recoverable
Natural Gas	Yes	12%	HST is fully recoverable
Fuel Oil	Yes	5%	12% less point of sale rebate of 7%, fully recoverable to a registrant
Water	No	0%	-
Sewer	No	0%	-
Hazardous Waste Disposal	Yes	12%	HST is fully recoverable

## TELEPHONE SUBJECT TO SALES/USE TAX

	Yes/No	Rate	Notes
Local	Yes	12%	HST is fully recoverable
Long Distance	Yes	12%	HST is fully recoverable

## MACHINERY AND EQUIPMENT SUBJECT TO SALES/USE TAX

	Yes/No	Rate	Notes
Production	No	0%	-
Non-Production	Yes	12%	HST is fully recoverable
Pollution Control	Yes	12%	HST is fully recoverable
Office Equipment & Fixtures	Yes	12%	HST is fully recoverable

## SALES/USE TAX ON TANGIBLE PROPERTY

	Yes/No	Rate	Notes
Office Building Construction Materials	Yes	12%	HST is fully recoverable
Industrial Building Construction Materials	Yes	12%	HST is fully recoverable
Manufactures Raw Materials	No	0%	-
Standard Software	Yes	12%	HST is fully recoverable
Custom Software	Yes	12%	HST is fully recoverable



## PROPERTY TAX

Levy	Residential	Utility	Major Industry	Light Industry	Business	Recreational
General Municipal	3.137183	28.621695	38.610221	15.637281	11.448678	3.259903
Municipal Road Capital	0.186409	1.700656	2.294193	0.929156	0.680272	0.193699
RCMP Municipal	1.338505	12.211497	16.473370	16.473370	4.884670	1.390870
Regional District	1.390261	4.865914	4.726887	4.726887	3.406139	1.390261
Hospital	0.709120	2.481920	2.411008	2.411008	1.737344	0.709120
MFA	0.00020	0.00007	0.0007	0.0007	0.0005	0.0002
BCAA	0.05990	0.5113	0.1987	0.1843	0.1843	0.0599
School	3.0989	14.2000	6.4000	6.4000	6.4000	3.4000
<b>TOTAL</b>	<b>9.9204780</b>	<b>64.5936820</b>	<b>71.4276790</b>	<b>36.9611020</b>	<b>28.741903</b>	<b>10.4039530</b>

Property Tax rates effective 2012, Property Tax rates per \$1000 Assessed Personal Property (M&E, Inventory, Other) Municipal Note: BC does not have Personal Property Taxes.

Data Source: Town of Smithers – [www.smithers.ca](http://www.smithers.ca)



## 12. INTERNATIONAL RESOURCES

---

### INVESTMENT AND BUSINESS SUPPORT OFFICES

---

#### Smithers Chamber of Commerce

Address	1411 Court Street, PO Box 2379, Smithers, BC V0J 2N0
Phone Number	250- 847-5072
E-Mail	<a href="mailto:info@smitherschamber.com">info@smitherschamber.com</a>

---

#### Community Futures Nadina

Address	2430 Butler Avenue, PO Box 236, Houston, BC V0J 1Z0
Phone Number	250-845-2522
Webpage	<a href="http://cfnadina.ca/">http://cfnadina.ca/</a>

---

#### Ministry of Jobs, Tourism, and Skills Training – Regional Economic Operations

Contact Name	Rick Braam, Regional Project Manager
Address	Bag 5000, Smithers, BC V0J 2N0
Phone Number	250-847-7797
E-Mail	<a href="mailto:rick.braam@gov.bc.ca">rick.braam@gov.bc.ca</a>

---

#### Northern Development Initiative Trust

Contact Name	Dean McKinley, Director, Economic Development
Address	301 – 1268 Fifth Avenue, Prince George, BC V2L 3L2
Phone Number	250-561-2525
E-Mail	<a href="mailto:dean@northerndevelopment.bc.ca">dean@northerndevelopment.bc.ca</a>

---

#### Ministry of Jobs, Tourism and Skills Training – International Investment and Company Attraction

Contact Name	Michael Track, A/Executive Director – Investor Services
Address	999 Canada Place, Suite 730, Vancouver BC V6C 3E1
Phone Number	Tel: 604-775-2202
E-Mail	<a href="mailto:michael.track@gov.bc.ca">michael.track@gov.bc.ca</a>

---

Data Source: Northern Development Research – [www.northerndevelopment.bc.ca](http://www.northerndevelopment.bc.ca)

## FINANCIAL INSTITUTIONS

Name of Company	Address	Phone Number	Website
Investors Group	3860 Alfred Avenue Smithers, BC, V0J 2N0	250- 847-9620	<a href="http://www.investorsgroup.com">www.investorsgroup.com</a>
Bulkley Valley Credit Union	3894 1st Avenue Smithers, BC, V0J 2N0	250- 847-3255	<a href="http://www.bvcu.com">www.bvcu.com</a>
Pyper & Tuomi Financial	2013 Dominion Street, Box 3631, Smithers, BC, V0J 2N2	250- 847-9119	
Royal Bank of Canada	1106 Main Street, Box 580, Smithers, BC, V0J 2N0	250- 847 4405	<a href="http://www.rbcroyalbank.com">www.rbcroyalbank.com</a>
Scotia Bank	3664 Highway 16 East, Box 2589, Smithers, BC, V0J 2N0	250- 877-4000	<a href="http://www.scotiabank.com">www.scotiabank.com</a>
CIBC	3836 4 <sup>th</sup> Avenue, Box 1059, Smithers, BC, V0J 2N0	250- 877-5061	<a href="http://www.cibc.com">www.cibc.com</a>
Complete Mortgage Services	3568 Highway 16 East, Box 3662, Smithers, BC, V0J 2N0	250- 877-0005	<a href="http://www.cfsgroup.ca">www.cfsgroup.ca</a>

## EMPLOYMENT ASSISTANCE

Name of Company	Address	Phone Number	Website
North West Community College	3966 2nd Avenue Smithers, BC V0J 2N0	250- 847-4461	<a href="http://www.nwcc.bc.ca">www.nwcc.bc.ca</a>
Work BC Employment Services Centre	1330 Main Street Smithers, BC V0J 2N0	250- 847-0182	<a href="http://www.workbc-smithers.com">www.workbc-smithers.com</a>



## AIR TRANSPORTATION SERVICE

<b>Largest International Airport</b>	<b>Vancouver</b>
<b>Distance to Airport</b>	1,165 Km
<b>Customs Point of Entry</b>	No
<b>Foreign Trade Zone</b>	No
<b>Full Instrumentation</b>	No
<b>No. of Runways</b>	3
<b>Runway Length</b>	3,018 m; 3,597 m; 2,225 m
<b>Carriers</b>	
§ Passenger	51
§ Cargo	18
§ Charter	7
<b>Weekly Non-Stop Flights</b>	63

<b>Closest International Airport</b>	<b>Prince George</b>
<b>Distance to Airport</b>	370 km
<b>Customs Point of Entry</b>	Yes
<b>Foreign Trade Zone</b>	No
<b>Full Instrumentation</b>	Yes
<b>No. of Runways</b>	3
<b>Runway Length</b>	2,255 m; 1,714 m; 1,352 m
<b>Carriers</b>	
§ Passenger	Air Canada Jazz, Central Mountain Air, WestJet
§ Cargo	Air Canada, WestJet, Puralator, DHL
§ Charter	Northern Thunderbird Air, Berry Air
<b>Weekly Non-Stop Flights</b>	161

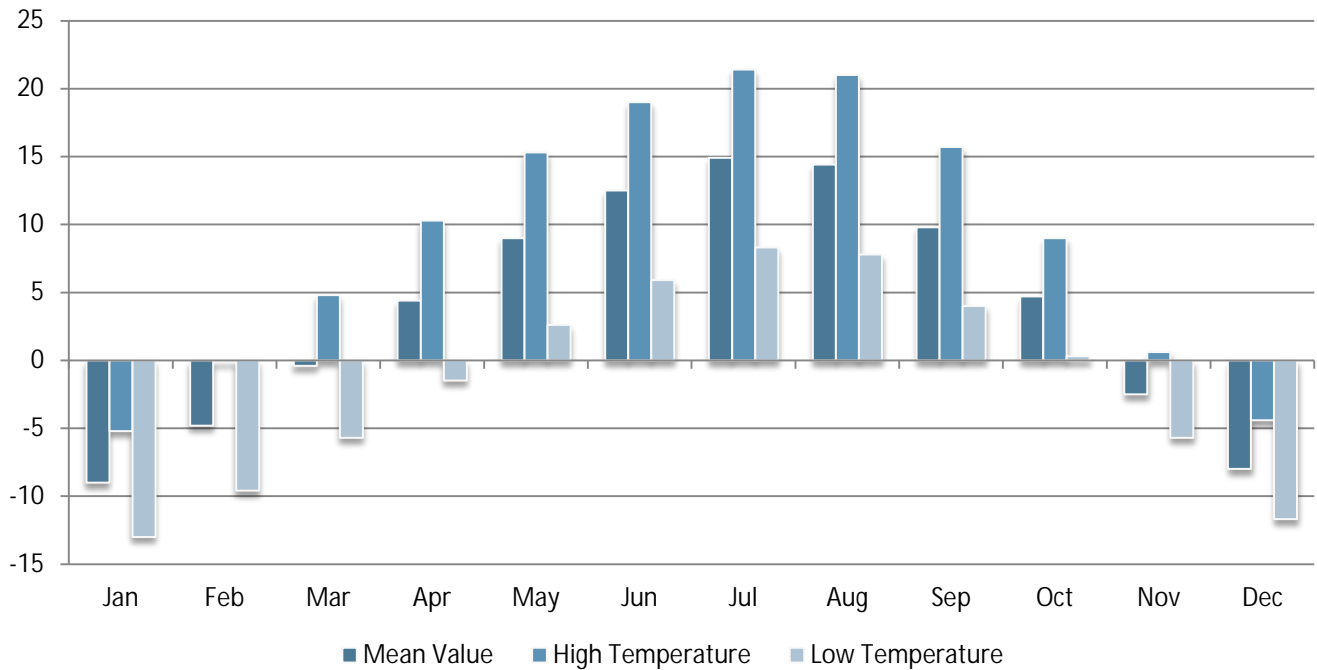
# 13. QUALITY OF LIFE

## CLIMATE

Location: Smithers, BC, Canada  
Latitude: 54° 49.200' N  
Longitude: 127° 10.800' W



### AVERAGE TEMPERATURE IN DEGREES CELSIUS BY MONTH



Data Source: Environment Canada - "National Climate Data And information Archive" - [http://www.climate.weatheroffice.ec.gc.ca/climateData/canada\\_e.html](http://www.climate.weatheroffice.ec.gc.ca/climateData/canada_e.html)  
\*Table displays data averages over a 30 year period from 1980-2010


## CULTURE

### TOP ANNUAL EVENTS

Top Events	Date(s)
Bulkley Valley Fall Fair	Late August
Charity Golf Tournament	June
Main Street Fair	June
Mid Summer Music Festival	June
Smithers Trade Expo	April
Men's Northern Open Golf Tournament	September
Spirit of the Mountain Winter Festival	February
Christmas in the Valley	December

### CULTURAL PLACES AND AMENITIES

Amenity	
Dance Companies	2
Museums	2
Public Libraries	1
Art Gallery	1
Theatre Company	1



### CULTURE AND RECREATION

Amenity	
Number of Enclosed Shopping Malls	2
Religion	
§ Catholic Churches	1
§ Protestant Churches	9
§ Other Religious Institutions	3



## RECREATIONAL AMENITIES

Amenity	Activity
Carnoustie Golf & Country Club	Golf
Houston Golf & Country Club	Golf
Kleanza Creek Provincial Park	Camping, water sports
Red Bluff Provincial Park	Camping, water sport
Riverside Recreation Centre	Golf, RV Park
Seeley Lake/Ross Lake Provincial Park	Camping, water sports
Shames Mountain Ski Corp.	Skiing
Hudson Bay Mountain Resort	Ski Resort
Smithers Golf & Country Club	Golf
Terrace Golf & Country Club	Golf
Tyhee Lake Provincial Park	Camping, water sports
Willow Grove Golf & Country Club	Golf
Riverside Municipal RV Park & Campground	Camping, RV Park
Hankin–Evelyn Backcountry Recreation Area	Skiing, Hiking



## HEALTH

### HOSPITALS & CARE FACILITIES

---

<b>Hospital</b>	<b>Bulkley Valley District Hospital</b>
Teaching Hospital	No
Number of Beds	24
Outpatient Clinic	No
Contact	3950 8th Avenue, Smithers, BC

---

---

<b>Facility</b>	<b>Bulkley Lodge</b>
Teaching Hospital	No
Number of Beds	70
Outpatient Clinic	No
Contact	3668 11th Avenue, Smithers, BC

---

---

<b>Facility</b>	<b>Meadows Assisted Living</b>
Teaching Hospital	No
Number of Beds	14
Outpatient Clinic	No
Contact	1180 Alberta Street, Smithers, BC

---

### PHYSICIANS AND DENTISTS

---

<b>Health Providers</b>	
Physicians	24
Dentists	7
Optometrists	3

---





**Deborah Sargent**  
Chief Administrative Officer

**Town of Smithers**  
1027 Aldous Street, P.O. Box 879, BC, Canada V0J 2N0  
Tel: 250-847-1600  
Email: [general@smithers.ca](mailto:general@smithers.ca)



Northern Development Initiative Trust  
Contact for information on financial incentives for manufacturing companies

[www.northerndevelopment.bc.ca](http://www.northerndevelopment.bc.ca)



**TRADE AND INVEST  
BRITISH COLUMBIA**

Invest BC  
Contact for investor site selection and expansion services.

[www.investbc.com](http://www.investbc.com)